

**STEPS TO SIGN-UP FOR CARA MEMBERSHIP**

**1. Tap here to register for a new account.**

**2. For application to be processed successfully, please get ready details of:**

- B. CAREGIVER (FAMILY MEMBER)**
- A. PERSON WITH DEMENTIA**

**3. And create both accounts in one session.**

Please note that the term **“Person Living with Dementia”** refers to the **Person with Dementia**

**NOT** the Caregiver who is living together with the Person with Dementia

Next

**IF YOU ARE A CAREGIVER/FAMILY MEMBER (Caring for a Loved One with Dementia)**

1. Create account for yourself by selecting **“Caring for a Loved One with Dementia.”**
2. Fill in the form.
3. Once completed, you will be prompted to create account for Person **“Living with Dementia”**
4. Proceed to create account for Person **“Living with Dementia”**.
5. Your application is completed! Wait to be notified by CARA team

Sign in    Sign up

Caring for a Loved One with Dementia


Living with Dementia

**IF YOU ARE A PERSON WITH DEMENTIA (Living with Dementia)**

1. Create account for yourself by selecting **“Living with Dementia”**.
2. Fill in the form.
3. Once completed, you will be prompted to create account for your caregiver – **“Caring for a Loved One with Dementia”**.
4. Proceed to create account for **“Caring for a Loved one with Dementia”**.
5. Your application is completed! Wait to be notified by CARA team.

## STEPS TO SIGN-UP FOR CARA MEMBERSHIP (continued)

← Back



### Your Very Own Membership Card

Sign up as a member to receive your very own membership e-card. Persons living with dementia will additionally receive a physical card that serves as a personal identifier in the community.

● ● ●

Previous Next

← Back



### Safe Return & Community Support

With a personal identifier, persons living with dementia will be able to tap on wider community support. The system facilitates connecting individuals in the community to caregivers and next-of-kins.

● ● ●

Previous Next

← Back



### Receive Community Benefits

Access tailored benefits and support from the community! Benefits cut across health, wellness, leisure, retail, and services. These include priority access or preferential rates extended to members of CARA.

● ● ●

Previous Next

Please press “**Next**” to move onto the next pages. There will be 3 pages to read through before moving on to the next section

After reaching the last page, by pressing “**Next**”, you will be brought to the next section.

**STEPS TO SIGN-UP FOR CARA MEMBERSHIP (continued)**

**Steps to Register**

- 1 Membership Application Details**  
Caregiver or Next-of-Kin Details
- 2 Membership Application Details**  
Person Living with Dementia
- 3 Screening Questions**  
The information provided will help us process your membership
- 4 Submission of Application**  
Receive a notification to be informed of the outcome of your application within 7 working days
- 5 Membership Approval**  
Access your member benefits and e-card
- 6 Receive Physical Membership Card**  
For persons living with dementia

**Sign up as a Caregiver**

Username

Password

Confirm Password

+65 Mobile Number

Register

Or

Sign up with Google

Sign up with Apple

Privacy Policy • Terms of Use

**Annotations:**

- Create a username and password of your choice.
- \*Please note that password length has to be minimum of 6 characters.*
- If registering as a Caregiver, a mobile number is required. Please enter your mobile here.
- \*A One-Time-Password (OTP) will be sent to you via SMS after you click "Register".*

**Input 6 digit code**

A 6 digit code has been sent via SMS to your mobile number tied to +65 9127\*\*\*\*. Please verify your mobile number to continue.


Resend code

Submit

**Annotations:**

- OTP will be sent to you via SMS. Input the 6 digit code here.
- \*Note: You will only receive this if you register for CARA by signing-up as "Caregiver" FIRST.*
- If copy and pasting does not work, please key in numbers manually.

## STEPS TO SIGN-UP FOR CARA MEMBERSHIP (continued)



### Caregiver Details

Information provided will help us process your membership. All fields are mandatory (unless stated optional)

First Name (Given name(s) as per NRIC)

Last Name (Surname as per NRIC)

Date of Birth

Gender

 Male Female

Last 4 characters of NRIC

### HOW TO FILL UP THIS PAGE:

#### IF YOU FIRST CHOSE TO SIGN UP AS

**“CARING FOR LOVED ONE WITH DEMENTIA”**  
**(i.e Family member caring for person with dementia)**

Fill in this page with details of **CAREGIVER (FAMILY MEMBER CARING FOR PERSON WITH DEMENTIA).**

#### IF YOU FIRST CHOSE TO SIGN UP AS

**“LIVING WITH DEMENTIA”**  
**i.e Person with dementia**

Fill in this page with details of **PERSON WITH DEMENTIA.**

**STEPS TO SIGN-UP FOR CARA MEMBERSHIP (continued)**

**Residing Address**

1 Details 2 Address 3 Summary 4 Tagging

Street Name

Unit Number

Postal Code

City, Country

Back Next

**Caregiver Summary**

1 Details 2 Address 3 Summary 4 Tagging

First Name (Given name(s) as per NRIC)  
Jackie

Last Name (Surname as per NRIC)  
Chan

Date of Birth  
01 January 1979

Gender  
 Male  Female

Last 4 characters of NRIC  
678K

Email

Please provide block number under "Street Name" (if applicable).

Please review your information carefully. Click on the information that needs to be amended to edit it.

## STEPS TO SIGN-UP FOR CARA MEMBERSHIP (continued)



After clicking **“Next”** you will be prompted to complete information for the account that has not yet been

*Depending on which account was first created during the sign-up session.*

Moving on, let's complete information for Loved one with Dementia now?

**Create New Member**

Person Living with Dementia is not currently a CARA Member

**Tag Account**

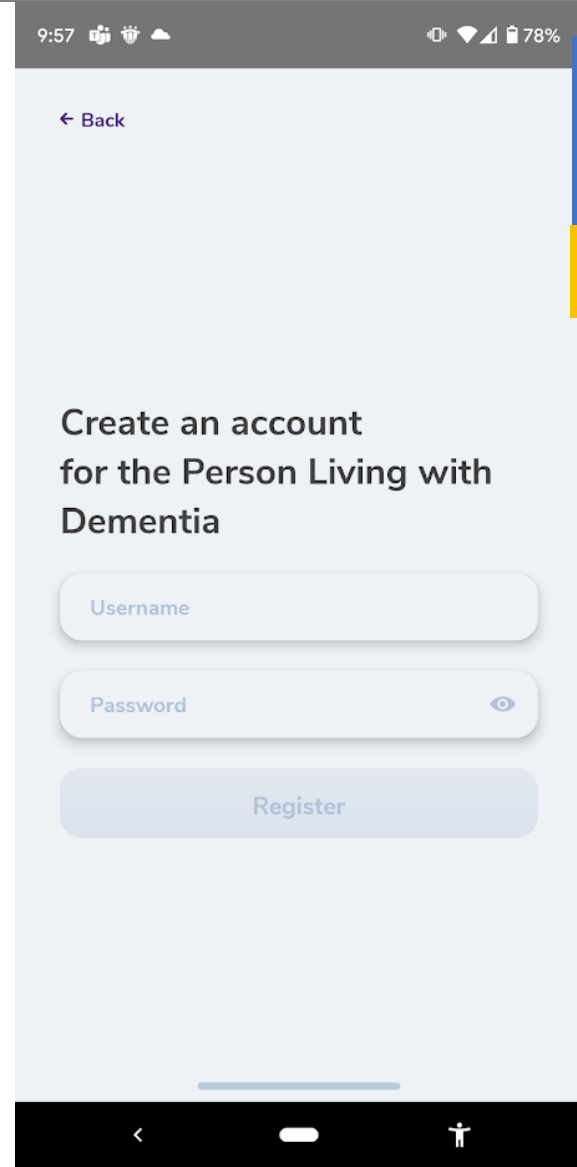
Connect your registration to an existing CARA Member - Person Living with Dementia

If Person “Living with Dementia” or “Caregiver” does not have an account, select **“Create New Member”**.

If Person “Living with Dementia” or “Caregiver” already has an approved account, select **“Tag Account”**.

*\*Please note that all tagging will require the other party to accept the tag request – much like Facebook where a friend request must be accepted before the tag is approved.*

**STEPS TO SIGN-UP FOR CARA MEMBERSHIP (continued)**

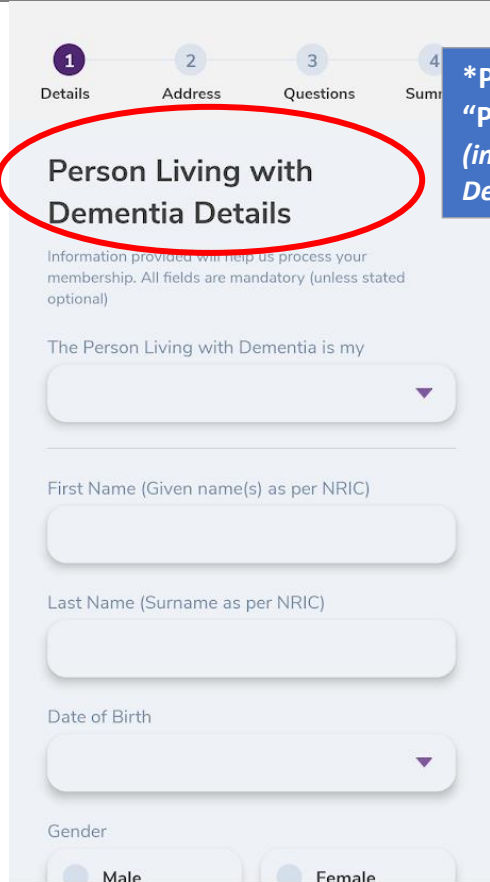


If you opted to create a new member, you will be prompted to create an account for the "Caregiver" or "Person Living with Dementia"

*Depending on which account was first created during the sign-up session.*

This username and password will be used to access the account that will be created

## STEPS TO SIGN-UP FOR CARA MEMBERSHIP (continued)



1 Details 2 Address 3 Questions 4 Summary

**Person Living with Dementia Details**

Information provided will help us process your membership. All fields are mandatory (unless stated optional)

The Person Living with Dementia is my

First Name (Given name(s) as per NRIC)

Last Name (Surname as per NRIC)

Date of Birth

Gender

Male Female

**\*PLEASE TAKE CUE FROM HEADER – it should say “Person Living with Dementia” or “Caregiver”. (in this case, it is the details of Person Living with Dementia that needs to be entered).**

### IF YOU FIRST CHOSE TO SIGN UP AS

**“CARING FOR LOVED ONE WITH DEMENTIA”**  
**(i.e Family member caring for person with dementia)**

Fill in this page with details of **PERSON WITH DEMENTIA.**

### IF YOU FIRST CHOSE TO SIGN UP AS

**“LIVING WITH DEMENTIA”**  
**i.e Person with dementia**

Fill in this page with details of **CAREGIVER (FAMILY MEMBER CARING FOR PERSON WITH DEMENTIA).**



**STEPS TO SIGN-UP FOR CARA MEMBERSHIP (continued)**

### Screening Questions

The information provided will help us process your membership.

Hospital Name

Hospital Department

Currently or have previously used services from Dementia Singapore, formerly known as Alzheimer's Disease Association (ADA)

Yes  No

Name 2 Signs & Symptoms Experienced by the Person Living with Dementia

\* By clicking next, you consent to Dementia Singapore collecting your information for the delivery of service.

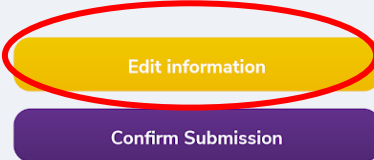
For more details on our [Terms of Use](#) and [Privacy](#)

Please input the details of **Hospital** and **Department** that your loved one visits for their dementia related check-ups.

**STEPS TO SIGN-UP FOR CARA MEMBERSHIP (continued)**

**This is how your name will appear on your physical CARA card.**

- Please check the order matches your NRIC.
- If you would like to edit your name, please click on “Edit Information”



This field will show how the name will be displayed on the CARA card

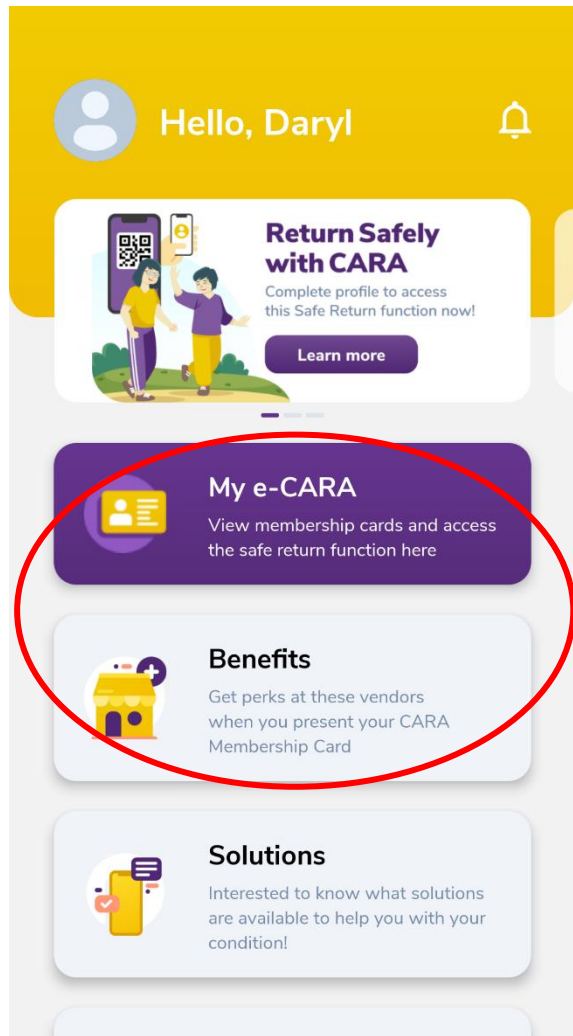
Please edit in this box directly if there is a need to do so

Please check that the name and last 4 characters of the NRIC are correct.

If any edits need to be made, please press **“Edit Information”**

if not, please press **“Confirm Submission”**

**YOUR CARA APP IS READY - WELCOME TO CARA!**



NOTE: You will **not** be able to view “My-eCARA” and “Benefits” until your application has been approved.

**IF YOU FIRST CHOSE TO SIGN UP AS**

**“CARING FOR LOVED ONE WITH DEMENTIA”**  
(i.e Family member caring for person with dementia)

You will automatically be logged into the **“CAREGIVER”** account (indicated by yellow on the top of the dashboard)

**IF YOU FIRST CHOSE TO SIGN UP AS**

**“LIVING WITH DEMENTIA”**  
(i.e person with dementia)

You will automatically be logged into the PERSON **“LIVING WITH DEMENTIA”** account (indicated by purple on the top of the dashboard)

**THANK YOU!**