

STEPS TO SIGN-UP FOR CARA MEMBERSHIP

1. Tap here to register for a new account.

2. For application to be processed successfully, please get ready details of:

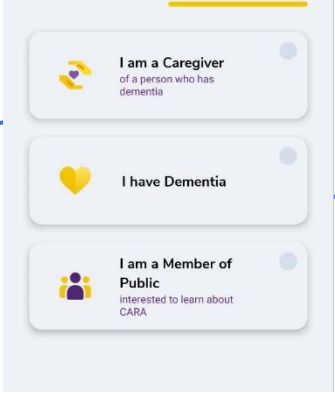
A. CAREGIVER (FAMILY MEMBER)

B. PERSON WITH DEMENTIA

3. And create both accounts in **one session.**

IF YOU ARE A CAREGIVER/FAMILY MEMBER (I am a Caregiver)

1. Create account for yourself by selecting "I am a Caregiver".
2. Fill in the form.
3. Once completed, you will be prompted to create account for the Person with Dementia you are caring for.
4. Proceed to create account for Person with Dementia.
5. Your application is completed! Wait to be notified by CARA team



IF YOU ARE A PERSON WITH DEMENTIA (I have Dementia)

1. Create account for yourself by selecting "I have Dementia".
2. Fill in the form.
3. Once completed, you will be prompted to create account for your Caregiver.
4. Proceed to create account for Caregiver.
5. Your application is completed! Wait to be notified by CARA team.



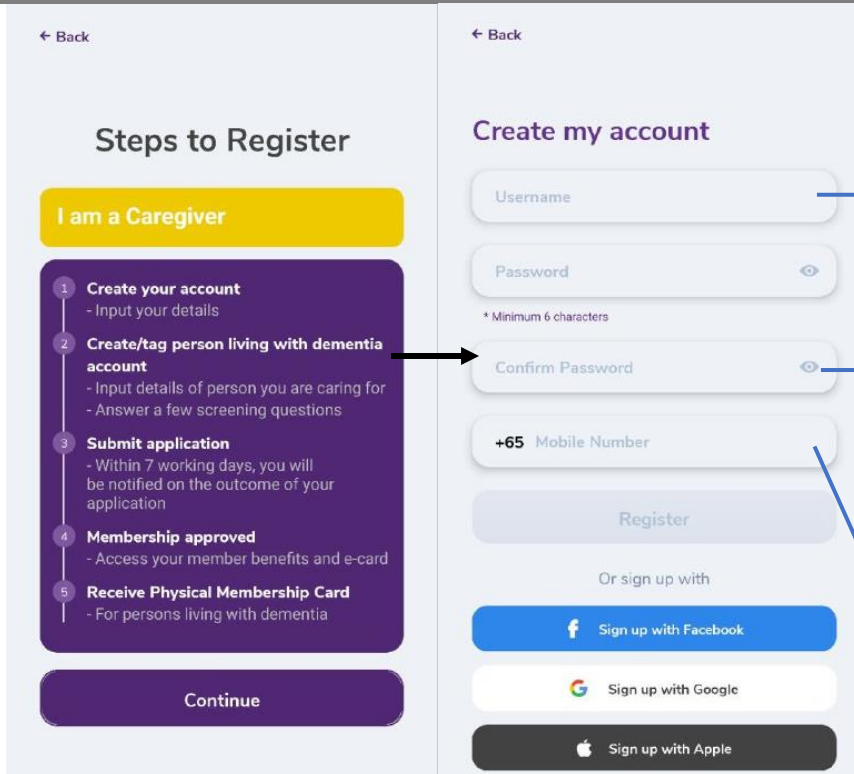
STEPS TO SIGN-UP FOR CARA MEMBERSHIP (continued)

The image displays three sequential mobile app screens. Each screen features a 'Back' arrow at the top left, a central illustration, a title, a descriptive paragraph, a progress indicator (three dots), and 'Previous' and 'Next' buttons at the bottom. The first screen shows a woman with a 'HELLO' card. The second shows three people in a meeting. The third shows a woman with a large percentage sign and discount tags.

Please press “Next” to move onto the next pages. There will be 3 pages to read through before moving on to the next section

After reaching the last page, by pressing “Next”, you will be brought to the next section.

STEPS TO SIGN-UP FOR CARA MEMBERSHIP (continued)

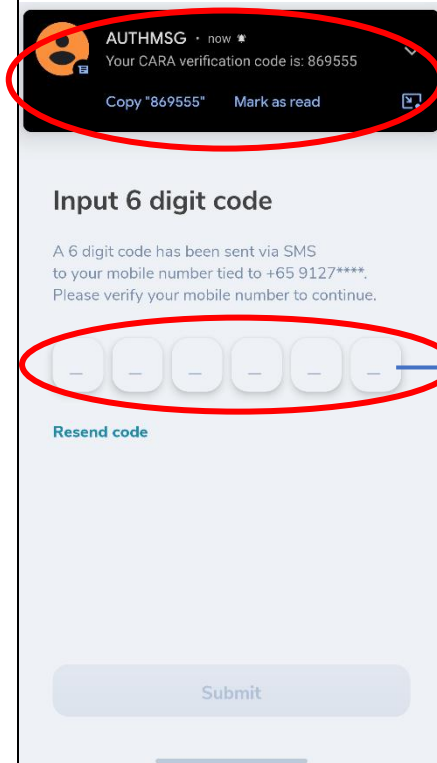


Create a username and password of your choice.

***Please note that password length has to be minimum of 6 characters.**

If registering as a Caregiver, a mobile number is required. Please enter your mobile here.

***A One-Time-Password (OTP) will be sent to you via SMS after you click "Register".**



OTP will be sent to you via SMS. Input the 6 digit code here.

***Note: You will only receive this if you register for CARA by signing-up as "Caregiver" FIRST.**

If copy and pasting does not work, please key in numbers manually.

STEPS TO SIGN-UP FOR CARA MEMBERSHIP (continued)

The screenshot shows a sign-up form titled "My Details". At the top, there are four steps: 1. Details, 2. Address, 3. Summary, and 4. Tagging. Below the steps, the form includes a sub-header "My Details" and a note: "Information provided will help us process your membership. All fields are mandatory (unless stated optional)". The form fields are: "First Name (Given name(s) as per NRIC)" with a text input field; "Last Name (Surname as per NRIC)" with a text input field; "Date of Birth" with a dropdown menu; "Gender" with two radio button options, "Male" and "Female"; and "Last 4 characters of NRIC" with a text input field.

HOW TO FILL UP THIS PAGE:

IF YOU FIRST CHOSE TO SIGN UP AS

"I am a Caregiver"
(i.e Family member caring for person with dementia)

Fill in this page with details of **CAREGIVER (FAMILY MEMBER CARING FOR PERSON WITH DEMENTIA).**

**Please note that email is mandatory for Caregivers*

IF YOU FIRST CHOSE TO SIGN UP AS

"I have Dementia"
i.e Person with dementia

Fill in this page with details of **PERSON WITH DEMENTIA.**

STEPS TO SIGN-UP FOR CARA MEMBERSHIP (continued)

1 Details **2** Address **3** Summary **4** Tagging

Residing Address

Street Name

Unit Number

Postal Code

City, Country

Back Next

1 Details **2** Address **3** Summary **4** Tagging

Summary of my details

First Name (Given name(s) as per NRIC)

First Name

Last Name (Surname as per NRIC)

Surname

Date of Birth

01 January 1980

Gender

Male Female

Last 4 characters of NRIC

332U

Email Address

dandeeh24@gmail.com

Please provide block number under "Street Name" (if applicable).

Please review your information carefully. Click on the information that needs to be amended to edit it.

STEPS TO SIGN-UP FOR CARA MEMBERSHIP (continued)



After clicking **“Next”** you will be prompted to complete information for the account that has not yet been

Depending on which account was first created during the sign-up session.

Thank you for creating your account!

I am a Caregiver

Please proceed to tag account to Person Living with Dementia to complete application

Persons I am caring for:

- Does not have a CARA Account
- Has a CARA Account

If you are a “Caregiver”

and the person you are caring for

- a) Does Not have a CARA Account, select **“Does not have a CARA Account”**.
- b) Has a CARA account, select **“Has a CARA Account”**.

***If you first signed up as “I have dementia”** – at this point, you will be prompted to link your account to a Caregiver with similar instructions.

**Please note that all tagging will require the other party to accept the tag request – much like Facebook where a friend request must be accepted before the tag is approved.*

STEPS TO SIGN-UP FOR CARA MEMBERSHIP (continued)

2:20 65%

← Back

Create an account for the Person Living with Dementia

Username

Password

* Minimum 6 characters

Confirm Password

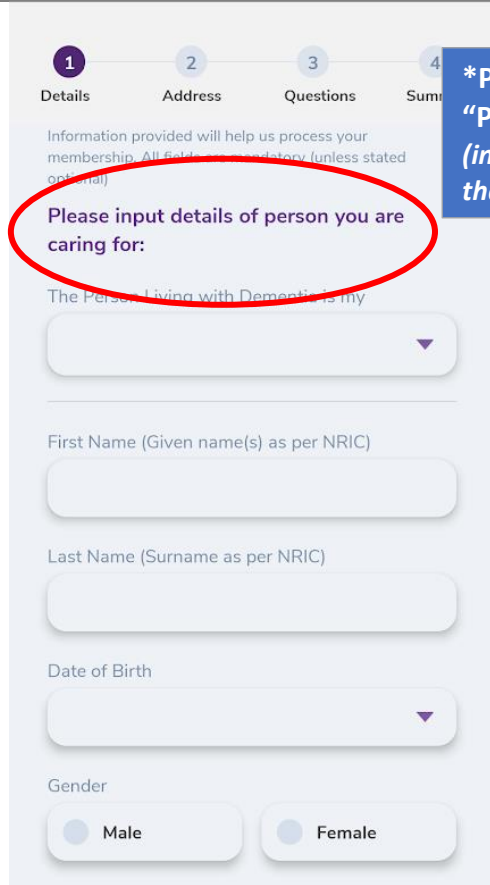
Register

If you opted to create a new member, you will be prompted to create an account for the “Caregiver” or “Person Living with Dementia”

Depending on which account was first created during the sign-up session.

This username and password will be used to access the account that will be created

STEPS TO SIGN-UP FOR CARA MEMBERSHIP (continued)



1 Details 2 Address 3 Questions 4 Summary

Information provided will help us process your membership. All fields are mandatory (unless stated optional)

Please input details of person you are caring for:

The Person Living with Dementia is my

First Name (Given name(s) as per NRIC)

Last Name (Surname as per NRIC)

Date of Birth

Gender

Male Female

***PLEASE TAKE CUE FROM HEADER – it should say “Person you are caring for” or “Caregiver”. (in this case, it is the details of Person with Dementia that needs to be entered).**

IF YOU FIRST CHOSE TO SIGN UP AS

**“I am a Caregiver”
(i.e Family member caring for person with dementia)**

Fill in this page with details of **PERSON WITH DEMENTIA.**

IF YOU FIRST CHOSE TO SIGN UP AS

**“I have DEMENTIA”
i.e Person with dementia**

Fill in this page with details of **CAREGIVER (FAMILY MEMBER CARING FOR PERSON WITH DEMENTIA).**

STEPS TO SIGN-UP FOR CARA MEMBERSHIP (continued)

The screenshot shows a progress bar at the top with four steps: 1. Details, 2. Address, 3. Questions, and 4. Summary. Step 3 is currently active. Below the progress bar, the title 'Screening Questions' is displayed. A sub-header states: 'The information provided will help us process your membership.' There are three input fields: 'Hospital Name', 'Hospital Department', and 'Name 2 Signs & Symptoms Experienced by the Person Living with Dementia'. Below the 'Hospital Name' and 'Hospital Department' fields are two radio button options: 'Yes' and 'No', with 'Yes' selected. The 'Name 2 Signs & Symptoms...' field is currently empty.

Please input the details of **Hospital** and **Department** that your loved one visits for their **dementia related** check-ups.

STEPS TO SIGN-UP FOR CARA MEMBERSHIP (continued)

1 Details 2 Address 3 Questions 4 Summary

Person Living with Dementia Summary

The Person Living with Dementia is my

Parent

Thank you for filling in your details!
Your physical CARA card will be processed based on the following details:

Please confirm your name
This is how your name will be printed on your physical CARA card, please check it matches your NRIC.

Iroh Tenzin

If this is incorrect, please edit it in the box above.

First Name (Given name(s) as per NRIC)

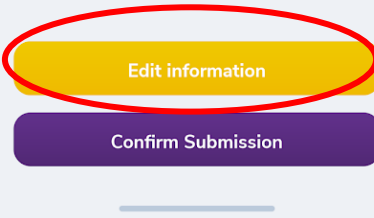
Iroh

This field will show how the name will be displayed on the CARA card

Please edit in this box directly if there is a need to do so

This is how your name will appear on your physical CARA card.

- Please check the order matches your NRIC.
- If you would like to edit your name, please click on “Edit Information”

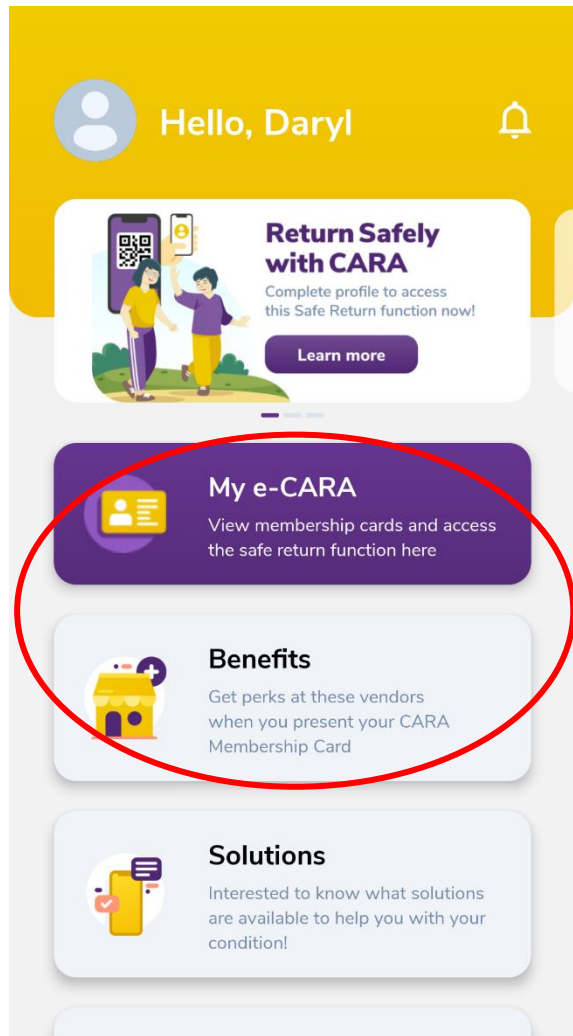


Please check that the name and last 4 characters of the NRIC are correct.

If any edits need to be made, please press **“Edit Information”**

if not, please press **“Confirm Submission”**

YOUR CARA APP IS READY - WELCOME TO CARA!



NOTE: You will **not** be able to view “My-eCARA” and “Benefits” until your application has been approved.

IF YOU FIRST CHOSE TO SIGN UP AS

“Caregiver”
(i.e Family member caring for person with dementia)

You will automatically be logged into the **“CAREGIVER”** account (indicated by yellow on the top of the dashboard) You will automatically be logged into the **“I AM A CAREGIVER”** account (indicated by yellow on the top of the dashboard)

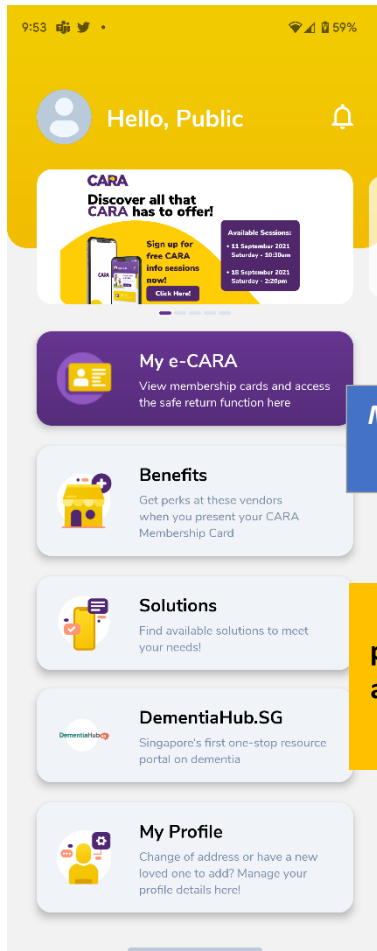
IF YOU FIRST CHOSE TO SIGN UP AS

“Person with DEMENTIA”
(i.e person with dementia)

You will automatically be logged into the PERSON **“LIVING WITH DEMENTIA”** account (indicated by purple on the top of the dashboard) You will automatically be logged into the **“I HAVE DEMENTIA”** account (indicated by purple on the top of the dashboard)

MEMBER OF PUBLIC ACCOUNT

As a Member of Public you will be able to sign up for a CARA account and enjoy privilege access into the wealth of Dementia related resources that CARA has to offer.



My e-CARA and Benefits are limited to members who are caregivers and members who have dementia.

Members of the public will have access to the list of programmes and solutions related to dementia as well as a resource portal to educate themselves on the condition

CARA public members who wish to convert to a Caregiver account can do so via:

“My Profile” > “Persons I am Caring For” > Create new Person Living with Dementia Account (“Person does not have CARA account”) OR Tag existing CARA member who have dementia (“Person has CARA account”)

THANK YOU!